

WHAT'S ON OUR PLATES?

EXPLORE OUR ACTIVE PLATE BOUNDARY

8

Getting Ready for the Big One

OUR NATURAL HAZARDS

What are some of the natural hazards that could impact you and your whānau?

PLANNING AHEAD

Name two things you could do in advance to prepare for each of the following impacts of a natural hazard.



1

2



1

2

DO YOU HAVE A PLAN?

If one of our natural hazards was to impact you today, do you have a plan? Even if you do, it's always a good idea to talk about it regularly.

Thinking through mini-scenarios can help us plan. Take a look at the six scenarios below, what can you do advance to be better prepared?



For more information on how to plan ahead, visit:
<https://getready.govt.nz/prepared/household/plan/>



1


2



1


2

continued...



1

2



1














2

BE PREPARED AT HOME AND AWAY
Complete step one and two for both lists

STEP ONE: If you could only have 12 items in your emergency kit what would they be? Rank your top 1 - 12 items in the first circle, here

- | | | | |
|--|---|-----------------------|-----------------------|
|  | A list of emergency phone numbers and contacts | <input type="radio"/> | <input type="radio"/> |
|  | A copy of your Household Emergency Plan | <input type="radio"/> | <input type="radio"/> |
|  | Toothbrush, toothpaste and soap | <input type="radio"/> | <input type="radio"/> |
|  | Tub for washing clothes and dishes | <input type="radio"/> | <input type="radio"/> |
|  | Dish washing + laundry soap | <input type="radio"/> | <input type="radio"/> |
|  | Prescription medicines for each family member | <input type="radio"/> | <input type="radio"/> |
|  | Phone chargers and extra battery packs | <input type="radio"/> | <input type="radio"/> |
|  | Warm + waterproof clothing, and sturdy shoes | <input type="radio"/> | <input type="radio"/> |
|  | Non-perishable food (e.g. dried fruit, Marmite and peanut butter) | <input type="radio"/> | <input type="radio"/> |
|  | Cash | <input type="radio"/> | <input type="radio"/> |
|  | Books, games, puzzles or other fun things to do | <input type="radio"/> | <input type="radio"/> |
|  | Sports equipment: bat and ball, rugby or soccer ball etc. | <input type="radio"/> | <input type="radio"/> |

STEP TWO: In the second circle, note any items you could put in your own grab bag with a "G" here

- | | | | |
|---|---|-----------------------|-----------------------|
|  | Rubbish bags for waste | <input type="radio"/> | <input type="radio"/> |
|  | Water for drinking, washing + cooking, (7 days worth) | <input type="radio"/> | <input type="radio"/> |
|  | Play Station / Xbox | <input type="radio"/> | <input type="radio"/> |
|  | Water purifying tablets | <input type="radio"/> | <input type="radio"/> |
|  | Toilet paper + large rubbish bags for your emergency toilet | <input type="radio"/> | <input type="radio"/> |
|  | A gas barbecue or camp stove to cook on | <input type="radio"/> | <input type="radio"/> |
|  | Matches in a waterproof container | <input type="radio"/> | <input type="radio"/> |
|  | Small flashlight or headlamp + extra batteries | <input type="radio"/> | <input type="radio"/> |
|  | Tinned food and tin opener | <input type="radio"/> | <input type="radio"/> |
|  | Hand-cranked or battery-powered radio, with extra batteries | <input type="radio"/> | <input type="radio"/> |
|  | First aid kit | <input type="radio"/> | <input type="radio"/> |
|  | Non-perishable lollies, snacks and sweet treats | <input type="radio"/> | <input type="radio"/> |
|  | Pet and animal supplies: food, water, toys, bedding | <input type="radio"/> | <input type="radio"/> |

8

Getting Ready for the Big One

EXTENSION CHALLENGES FOR EXPERTS

MAKING HOME SAFE

Can you name five things in this picture that can be checked, secured, or moved to make your home stronger and safer?



TSUNAMI HĪKOI

Complete this sentence:

If an earthquake is _____ or

strong get _____!

Have you practiced your tsunami hīkoi?

A tsunami hīkoi is a walk that takes you along your tsunami evacuation route either inland or towards higher ground.



DID YOU KNOW? You can find out if you live, work or play in a tsunami evacuation zone by checking out: www.getready.govt.nz/emergency/tsunami/tsunami-evacuation-zones/

You may not live near a beach, but what would you do if you were on holiday by the sea and there was a tsunami warning?

Talking about these things with family before an emergency can save lives and reduce stress and worry in an evacuation.

If there was a tsunami warning right now, where would you go?

1

2

3

4

5

When you feel an earthquake remember to:



GRAB BAG Use this interactive game to work out what you should have in your own emergency grab bag: www.ready.gov/kids/games/data/bak-english/index.html